

1100 Series 1104A-44TG1 Diesel Engine – Electropak

64.3 kWm at 1500 rpm
75.5 kWm at 1800 rpm

Building upon Perkins proven reputation within the power generation industry, the 1100 Series range of Electropak engines now fit even closer to customers needs.

In the world of power generation success is only gained by providing more for less. With the 1104A-44TG1 Perkins has engineered even higher levels of reliability, yet lowered the cost of ownership.

1100A units are designed for territories that do not require compliance to EPA or EU emissions legislation. These units are able to meet TA luft legislation.

Compact, efficient power

- 1100 Series is the result of an intensive period of customer research that has guided the development of the range
- The new 4.4 litre cylinder block ensures bore roundness is maintained under the pressures of operation. It also ensures combustion and mechanical noise is lowered
- A new cylinder head has re-established Perkins mastery of air control

Quality by design


- Product design and Class A manufacturing improvements enhance product reliability while maintaining Perkins legendary reputation for durability

Cost effective power

- Compact size and low noise
- Lower fuel consumption and oil use
- 500 hour service intervals
- 2 year warranty

Product support

- Perkins actively pursues product support excellence by ensuring our distribution network invest in their territory – strengthening relationships and providing more value to you, our customer
- Through an experienced global network of distributors and dealers, fully trained engine experts deliver total service support around the clock, 365 days a year. They have a comprehensive suite of web based tools at their fingertips covering technical information, parts identification and ordering systems, all dedicated to maximising the productivity of your engine
- Throughout the entire life of a Perkins engine, we provide access to genuine OE specification parts and service. We give 100% reassurance that you receive the very best in terms of quality for lowest possible cost .. wherever your Perkins powered machine is operating in the world



Engine Speed (rev/min)	Type of Operation	Typical Generator Output (Net)		Engine Power			
				Gross		Net	
		kVA	kWe	kWm	bhp	kWm	bhp
1500	Prime Power	65.0	52.0	59.6	79.9	58.4	78.3
	Standby Power	71.5	57.2	65.6	88.0	64.3	86.2
1800	Prime Power	76.0	60.8	70.7	94.8	68.6	92.0
	Standby Power	83.6	66.9	77.8	104.3	75.5	101.2

The above ratings represent the engine performance capabilities to conditions specified in ISO 8528/1, ISO 3046/1:1986, BS5514/1. Derating may be required for conditions outside these; consult Perkins Engines Company Limited.

Generator powers are typical and are based on an average alternator efficiency and a power factor (cos. θ) of 0.8. Fuel specification: BS 2869: Part 2 1998 Class A2 or DIN EN 590. Lubricating oil: 15W40 to API CG4.

Rating Definitions

Prime Power: Variable load. Unlimited hours usage with an average load factor of 80% of the published prime power over each 24 hour period. A 10% overload is available for 1 hour in every 12 hours of operation. **Standby Power:** Variable load. Limited to 500 hours annual usage, up to 300 hours of which may be continuous running. No overload is permitted.

Photographs are for illustrative purposes only and may not reflect final specification.

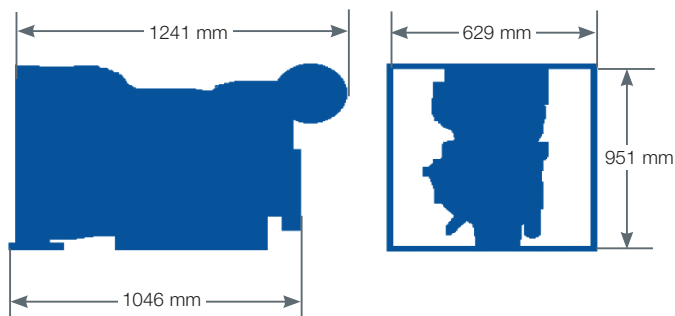

All information in this document is substantially correct at time of printing and may be altered subsequently. Publication No. PN1783/09/12 Produced in England ©2012 Perkins Engines Company Limited

 **Perkins**[®]

THE HEART OF EVERY GREAT MACHINE

1100 Series 1104A-44TG1 Diesel Engine – Electropak

64.3 kWm at 1500 rpm
75.5 kWm at 1800 rpm



Standard Electropak specification

Air inlet

- Mounted air filter

Fuel system

- Rotary type pump
- Ecoplus fuel filter

Lubrication system

- Wet sump with filler and dipstick
- Spin-on oil filter

Cooling system

- Thermostatically-controlled system with gear-driven circulation pump and belt-driven pusher fan
- Mounted radiator and piping

Electrical equipment

- 12 volt starter motor and 12 volt 65 amp alternator with DC output
- 12 volt shutdown solenoid energised to run
- Glow plug cold start aid

Flywheel housing

- High inertia flywheel to SAE J620 size 10/11½
- SAE 3 flywheel housing

Literature

- User's Handbook

Optional equipment

- Woodward electronic governor (LCG2)
- Workshop manual
- Parts book

Fuel Consumption				
Engine Speed	1500 rev/min		1800 rev/min	
	g/kWh	l/hr	g/kWh	l/hr
Standby	207	16.2	211	19.5
Prime Power	208	14.8	211	17.7
75% of Prime Power	209	11.2	214	13.5
50% of Prime Power	224	8.0	229	9.6

General data

Number of cylinders 4 vertical in-line
Bore and stroke.....105 x 127 mm
Displacement 4.4 litres
Aspiration Turbocharged
Cycle.....4 stroke
Combustion system.....Direct injection
Compression ratio 17.25:1
Rotation.....Anti-clockwise viewed from flywheel
Cooling system.....Water-cooled
Total lubrication system capacity..... 8.0 litres
Total coolant capacity 13.0 litres
Dimensions – Length 1241 mm
Width 629 mm
Height 951 mm
Dry weight (approx.)..... 463 kg
Final weight and dimensions will depend on completed specification

Photographs are for illustrative purposes only and may not reflect final specification.

All information in this document is substantially correct at time of printing and may be altered subsequently.
Publication No. PN1783/09/12 Produced in England
©2012 Perkins Engines Company Limited

Perkins Engines Company Limited

Peterborough PE1 5FQ
United Kingdom
Telephone +44 (0)1733 583000
Fax +44 (0)1733 582240

www.perkins.com



THE HEART OF EVERY GREAT MACHINE